



Better
**Backyard
 Bird
 Photography**
 with
 James Capó

Pyrrhuloxia

Better Backyard Bird Photography

Today's Workshop:



- Techniques
- Anticipate!
- Be Prepared

Female Anna's Hummingbird at Penstemon

Better Backyard Bird Photography

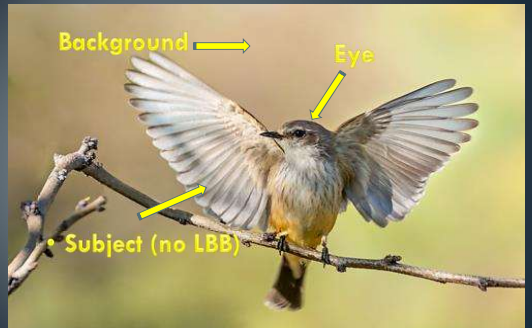
What Makes a Great Bird Photo?



- Subject (no LBB)
- Composition
- Exposure / Focus

Female Vermilion Flycatcher

Better Backyard Bird Photography




Background → Eye

- Subject (no LBB)

Female Vermilion Flycatcher

3 Common Mistakes:



- Where's Waldo? (BTS)
- Busy Background
- Poor light on bird

White-capped sparrow (immature)

3 Common Mistakes:



- Where's Waldo? (BTS)
- Busy Background
- Poor light on bird

White-capped sparrow (immature)



Better Backyard Bird Photography




Getting Close:



- Most shots = within 30'. At home = 10'
- Find places where birds congregate, or are habituated to people
 - Feeders
 - Ponds
 - Parks/Wildlife areas
- Blinds or Hides, or your house!

























Helpful Tips:

- Anticipate
- Setup
- Pre-focus
- Don't shoot thru viewfinder
- Burn film
- Have fun!



Thank you!